

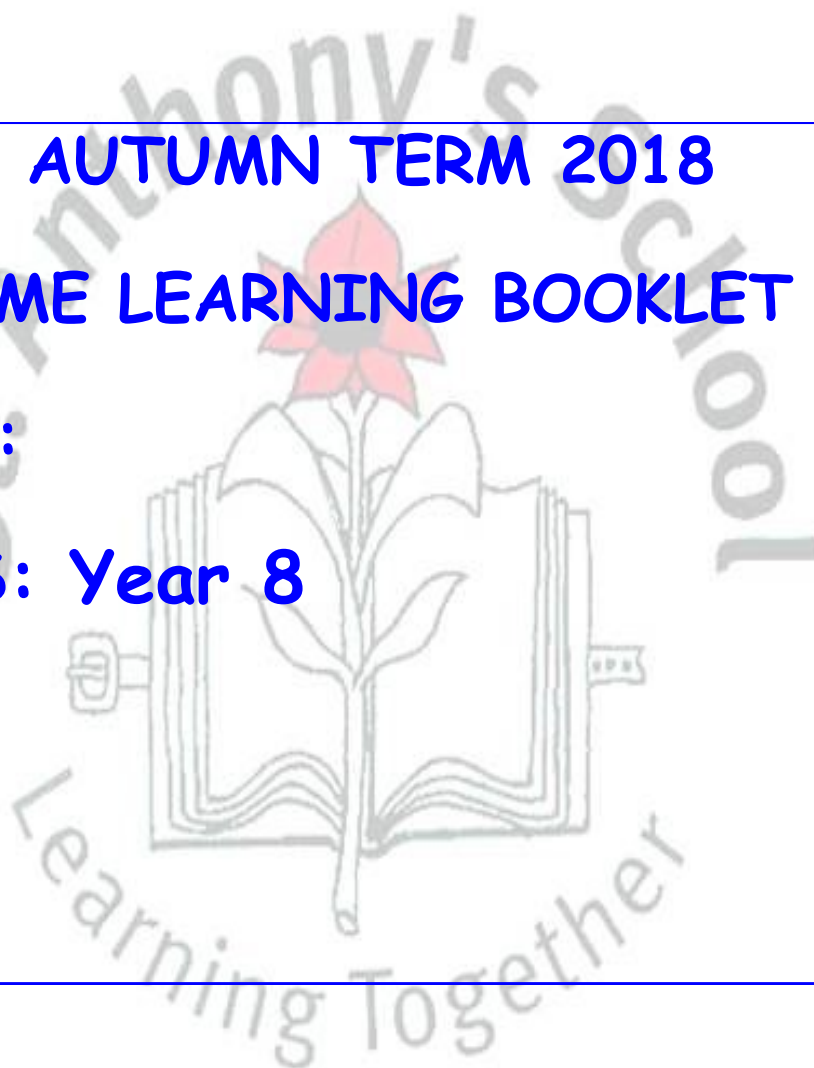
St Anthony's School

AUTUMN TERM 2018

HOME LEARNING BOOKLET

NAME :

CLASS: Year 8



Your Home Activities Booklet

Autumn Term 2018

This booklet contains all your home learning activities for the autumn term. Hand in dates for home activities/projects have been set to when homework should be completed and handed in. There are also opportunities for pupils, parents and teachers to comment on work. This booklet should be brought in with completed tasks, so that feedback can be shared.

Completing Home Activities:

Each subject should provide between 2-3 hours of activities per week.

Each subject will break down activities into small steps.

Each subject area will provide an extension activity for you to complete if you would like.

Once activities have been completed parents and pupils can add a comment about the work and send in the booklet with work to be signed and feedback given from teacher.

All worksheets required will be available to download and print from the Moodle. Should you not have access to the Moodle, please contact Miss Ball, who will arrange for paper sheets to be sent home.

Reward System

Should you complete a Home Activity, the following merits will be awarded.

3 Merits if all tasks are completed that have been set.

1 Merit if some of the tasks have been attempted

An extra merit if an extension activity has been completed.

There will also be an end of term special reward for those pupils who have achieved the most homework merits. 1 for Key Stage 3 and 1 for Key Stage 4.

If you have any queries, please contact Miss Ball in school.

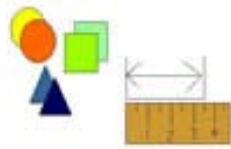


CONTENTS


HOME ACTIVITIES TIMETABLE

ABOUT HOME ACTIVITIES

HOME ACTIVITY PROJECTS


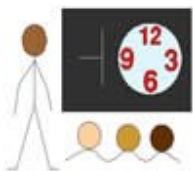


$$1+2=3$$



AUTUMN TERM HOMEWORK TIMETABLE

WEEK	SUBJECT	HAND IN DATE	SIGNED TEACHER	MERITS GIVEN
17th September	Science	24th September		
24th September	Music	1st October		
1st October	Geography	8th October		
8th October	History	15th October		
15th October	Maths English	29th October		
29th October	RE	5th November		
5th November	PE	12th November		
12th November	Food Technology	19th November		
19th November	Art	26th November		
26th November	French	3rd December		
3rd December	PSD	10th December		
10th December	Computing	17th December		



SCIENCE - YR 8 AUTUMN TERM.

FOCUS FOR THE TERM:

This term year 8 will be studying the topic "Invertebrates". Invertebrates are animals without backbones. September is a good time for studying invertebrates before they disappear for the winter .

Pupils will carry out a scientific survey on the invertebrates around the school premises. In addition, pupils will try to find out the invertebrates in their garden and establish what type of environments/habitats they prefer. Please remember that they are living things and treat them and their habitats carefully.

YOUR TASKS	TICK WHEN COMPLETE
Find out the type of invertebrates in your garden. Your work must include a picture or diagram, name and their habitat.	

ADDITIONAL WORK MIGHT INCLUDE:

Find out about a particular invertebrate in your neighbourhood Park. Include the name of the Park, the invertebrate's name, its food, its habitat, its predator and how it reproduce. Your work must include diagrams or some pictures.

Include a diagram or picture in your work.

KEY WORDS TO THINK ABOUT:

1. Invertebrates
2. Habitat
3. Prey
4. Predator
5. Classification
6. Food chain
7. Food Web
8. Organism

Useful websites:

1. <http://urbanext.illinois.edu/insects/amiinsect.html>
2. <http://www.zephyrus.co.uk/insect>
3. http://www.bbc.co.uk/schools/ks3bitesize/science/organisms_behaviour_health/variation_classification/activity

Home School Activity Feedback

Student Comment	Date
Parent Comment	Date
Teacher Comment	Date
Merits Awarded	



Subject Area: Music Year 8 Autumn



Overview of Subject covered this term.

Before half term

The Year 8 classes will be learning how to create simple rhythmic patterns and perform them rhythmically using graphical notation as support. Music by 'STOMP' is included as part of this study.

After half term

Year 8 will be developing their ability to perform with others. They will learn to sing and accompany songs in preparation for the Christmas Service. Students will be encouraged to sing with confidence, expression and control.

Tasks to complete 1 merit for each task completed.	Tick when completed
1. Create an instrument out of recycled materials. Ideas: Multi-sensory shaker (bottle filled with glitter, coloured paper clips etc); milk bottle tops threaded to make a bracelet shape. <ul style="list-style-type: none">• http://pinterest.com/pin/70579919130421137• http://www.busybeekidscrafts.com/Homemade-Musical-Instruments.html	
2. Play 'Copy cats'. Ask a member of your family to clap short rhythms based on spoken phrases and see if you can clap them back accurately. 	
3. Play the 'Rocking Rhythm Master' game  http://www.classicsforkids.com/games/rhythm_master.php	

Extension Activity—bonus merit! After half-term

Sing the songs you have been learning at school in preparation for the Christmas Service.




Key Words:

- Melody
- Rhythm
- Rests
- Dynamics
- Recycled
- Ostinato
- Graphic Score

Home School Activity Feedback

Student Comment	Date
Parent Comment	Date
Teacher Comment	Date
Merits Awarded	

GEOGRAPHY YR8



Investigating Peru/Tropical Rainforests

In this term pupils will learn about Peru and identify where tropical rainforests grow and why. Pupils will look at the weather in more detail and discover why its so wet. They will learn about the animals and plants that grow there and how they have adapted to coping with wet, hot conditions. Pupils will also complete a project on Resources in the Rainforest looking at how some areas are over-used and damaged through deforestation.

Task to complete	Tick when completed
Locate Peru on a map of South America -write down 4 key facts about it.	
Design a Peruvian Cloth Pattern to show in class.	
Research 2 rainforest animals - what they are called, what they look like, what they eat, and where they live in the forest .	

Extension Activity

Why are rainforests in danger? Find out 2 reasons.

Key Words
Peru, South America,
Ecosystem, Rainforest,
Layers, Terrain, Culture,
Vegetation.

Links to help
<http://kids.mongabay.com/>
[http://www.geography.learnontheinternet.co.uk/
topics/rainforest.html](http://www.geography.learnontheinternet.co.uk/topics/rainforest.html)

Home School Activity Feedback

Student Comment	Date
Parent Comment	Date
Teacher Comment	Date
Merits Awarded	

YEAR 8 HISTORY

This term we explore Tudor life, including living conditions, beliefs and crime and punishment. We then move on to look at Henry VIII, his notorious wives and the consequences of his actions on religion and Tudor life. Finally, we learn about Henry's children and heirs to the throne, Mary, Edward and Elizabeth.

Task to complete	Tick when completed
Can you find 5 facts about the Tudors?	
Henry VIII liked to feast. Help prepare a feast for you and your family? Take a photo or describe what you cooked.	
Who were Henry VIII wives? What were their names? What did they look like? How did he get rid of them?	

Extension Activity
Can you draw the Tudor Family Tree

Key Words
House of Tudor
King Henry VII
King Henry VIII
Queen Mary I
Queen Elizabeth I
King Edward VI
Lady Jane Grey
Catherine of Aragon
Anne Boleyn
Jane Seymour
Anne of Cleves
Catherine Howard
Katherine Parr

Link to help:

5 facts about the Tudors
www.woodlands-junior.kent.sch.uk/Homework/Tudors.html

Home School Activity Feedback

Student Comment	Date
Parent Comment	Date
Teacher Comment	Date
Merits Awarded	



Maths –Year 8

Autumn Term

Place value—ordering/partitioning/x10/x100.

Addition/\subtraction.

Shape & Space—classifying 2D & 3D shapes.

Multiplication/Division

Measures—mm, cm, m

Properties of Number—pattern, sequences

Coordinates

This term we would like parents/carers to focus on number skills particularly when you are out and about. This includes ordering numbers, reading and writing numbers, counting forwards and backwards. Odd and even numbers, doubling and halving numbers and looking at patterns in the times tables. Some pupils will be able to practice their skills at adding and subtracting mentally. Some pupils may be able to sequence negative and decimal numbers.

Any additional sheets to the tasks below are available on request.

Task to complete	Tick when completed
Use house numbers as a starting point—Say them, write them, order them, What is the sequence? What comes before/after different numbers. Identify odd/even numbers. Can you double/halve different numbers. More able can look at negative numbers or decimals to order. Write down what you have done.	
Can you do this in your heads? What is 1 more than/1 less than.(1 more than 11?, 1 less than 6?) Progress to adding and subtracting different numbers mentally. Adult to record what they are able to do.	
What times tables do you know? Write down the patterns you know starting with the 2's. Can you learn a new one?	

Extension Activity

To identify what happens to numbers when multiplied by 10 and 100

Key Words

Order, sequence, odd, even, double, halve, pattern, decimal, negative, more than, less than, add, subtract, multiply.

Links to help

(mymaths-stanth-green) Number— counting & place value.
Number—add subtract mental.
www.mymaths.co.uk www.topmarks.co.uk
www.bbc.co.uk/schools/ks1bitesize/numeracy
www.bbc.co.uk/schools/ks2bitesize/numeracy



Home School Activity Feedback

Student Comment	Date
Parent Comment	Date
Teacher Comment	Date
Merits Awarded	

Subject Area: English Year 8 Autumn 2017



Overview of Subject covered this term. This term the year 8 classes will be studying the text Danny Champion of the World by Roald Dahl. Two of their weekly English sessions will be based around this book. The other two sessions will be allocated for Speech and Language and literacy based skills required in other subject areas.

Task to complete 1 merit for each task completed.	Tick when completed
2. Create a character portrait using the sheet attached to draw a picture and write about one of the characters in the book. <div style="text-align: right; margin-top: 10px;">  </div>	
2. Listen to your child read each week. Merits are awarded for reading at home. All pupils are given the chance to take home an English reading book, and a library book. Encourage your child to read with you and fill in their reading log. When a pupil has finished a reading book they will complete a reading worksheet or book review. These will be sent home to be finished.	
3. Capital letters and full stops: Read the sentences from the book and add the correct punctuation. <div style="text-align: right; margin-top: 10px;">  </div>	

Extension Activity— bonus merit!


Speech marks complete the worksheet attached and find out how to use speech marks correctly.

<p>Key Words:</p> <ul style="list-style-type: none"> • Roald Dahl • Fiction • Relationship • Pheasants • Storyboard • Wood • Author • Formal • Informal 	<p>For pupils on the Wellington Square reading books , go on http://www.wellington-square.co.uk</p> <p>The BBC website has lots of great links for literacy activities. Try 'Spelling with the Spellits': http://www.bbc.co.uk/schools/spellits/index.shtml</p>
---	--

Character name _____



Draw your picture below



Think about the character and answer these questions

Where do they live? _____

Personality (what are they like) _____

What happens to them in the story? _____

Home School Activity Feedback

Student Comment	Date
Parent Comment	Date
Teacher Comment	Date
Merits Awarded	

RE Year 8

Year 8 RE Home Activities

During the Autumn term pupils in year 8 will be studying Judaism. The following websites offer useful information and suggested research tasks that would aid pupils' understanding of the religion and allow them to access games and quizzes which will increase their knowledge.

Task to complete	Tick when completed
Research & list some Jewish symbols	
Find a picture of a Synagogue (Jewish place of worship) and label the main parts.	
Research some of the Jewish Festivals, noting what might happen during them.	
Find pictures of the Torah Scrolls using the internet	

Extension Activity

We have been studying the life of Moses. Read the story of the Parting of the Red Sea and discuss the faith the Jewish people had.

Key Words
Moses
Torah
Synagogue
Passover
Shabbat

Links to help
www.reonline.org.uk
www.natre.org.uk

Home School Activity Feedback

Student Comment	Date
Parent Comment	Date
Teacher Comment	Date
Merits Awarded	

Physical Education

Overview of Subject covered this term:

During the Autumn term pupils will be looking at variety of sports. These will include Trampolining, Swimming, Boccia and OAA. All of the sports will require pupils to work on existing or new skills and as part of a team. Pupils will have many opportunities to take on a greater role of responsibility in terms of leading a task or officiating game situations.

Task to complete	Tick when completed
1. The human skeleton has how many bones?	
2. Name some bones found in the arms or legs.	
3. Name some bones found in other parts of your body.	

Key Words	Links to help
OAA Orienteering	

Home School Activity Feedback

Student Comment	Date
Parent Comment	Date
Teacher Comment	Date
Merits Awarded	

Subject Area
Food Technology
YR 8 - Topic. Bread and Flour

Overview of Subject covered this term.

This term's topic will focus on bread making. The aim is to encourage the children to investigate different types of flour and make a variety of breads buns and cakes. Children will also become familiar with the origins of flour and why flour is an important part of a healthy diet.

Task to complete	Tick when completed
Using some of the words below describe your favourite bread. Delicious, crusty, chewy, smooth, soft, hard, lumpy, dry, yummy.	
Make a list of different breads and buns.	
Have a look in your cupboards at home. Write down which products contain flour.	

Extension Activity

Design a new bun. Draw a picture of the bun and list 3 ingredients. What makes your new bun special?

Key Words
Grain
Flour
Special
Bun
Ingredients

Links to help
www.grainchain.com
www.bbc.co.uk/food/recipes

Home School Activity Feedback

Student Comment	Date
Parent Comment	Date
Teacher Comment	Date
Merits Awarded	

Back 2 Nature

This project is designed to develop pupil's skills in painting, further understanding of colour, observation and three dimensional constructions. The project allows pupils to explore the use of colour including skills to develop a subtle range of tones, tints and shades. It encourages controlled brushwork, experimental texture making, working from observation and the imagination. The project allows pupils to investigate the artists Henri Rousseau and John Dyer and Koro art, responding imaginatively to creating a range of outcomes. Looking at insects and Shells.

Task to complete	Tick when completed
Collect examples of different shades of green.	
Practice drawing different leaf shapes.	
Find images of animals and insects.	

Extension Activity

- Draw a view of your garden
- Can you find other artists who painted jungles or forests

Key Words

Henri Rousseau, French, Paris, Jungles, Sunsets, Greens, Collage, Detail, Art Nouveau, John Dyer, Koro art.

Links to help

Use 'Google' or Visit the library to find out information about the artist
HENRI ROUSSEAU
JOHN DYER AND KURO ART

Home School Activity Feedback

Student Comment	Date
Parent Comment	Date
Teacher Comment	Date
Merits Awarded	

French

Overview of Subject covered this term.

This term pupils will be learning words and phrases about the body including describing someone and saying what is wrong at the doctors. Pupils will be encouraged to respond with full sentences and participate in short conversations. Emphasis is on speaking and listening activities but pupils should also be able to identify the written form of familiar words and to accurately copy and adapt full sentences.

Task to complete	Tick when completed
Create a monster made up from images cut from magazines and label it.	
Complete the worksheet tasks sent home throughout the term .	
Find pictures of your favourite celebrities and write a description of them (name, age, colour of hair, eyes) - in French.	

Extension Activity

Learn to spell the key words for the parts of the body off by heart.

Do the activities on the school website and Moodle. (links below)

Key Words:

Parts of the body: la tête, les yeux, la bouche, le nez, les cheveux, les Oreilles, le bras, la main, la jambe, le pied, la gorge, le dos, le ventre

Describing words

les cheveux - blonds, châtain, roux,

les yeux—bleus, marron, verts, gris

Phrases: J'ai mal

Links to help

Pupil Links on school website:

<http://st-ants.org/plink/french.html>

BBC languages:

There are some activities on the school Moodle pages
_Curriculum—French.

The password is **French**: <http://st-ants.org/portal/>

www.bbc.co.uk/schools/primarylanguages/french

An interesting site to support language leaning is:

<http://www.hello-world.com/languages.php/?language=French&translate=English>



Home School Activity Feedback

Student Comment	Date
Parent Comment	Date
Teacher Comment	Date
Merits Awarded	

PSD Year 8

Overview of Subject covered this term.

Puberty, Conception and Birth

Key Questions

How have I changed physically and emotionally since babyhood?

How am I changing physically and emotionally now?

How do I keep myself clean during puberty and beyond?

How do boys change physically during puberty?

How do girls change physically during puberty?

How does life begin?

How does a woman know she is pregnant?

Where does the foetus grow?

What are the stages of growth in the womb?

Task to complete	Tick when completed
Make a list of products you use at home to keep clean.	
Look at pictures of yourself as a baby, then as a toddler, young child and now. Recognise the differences as you have grown up.	
Design a poster on keeping healthy during puberty.	

Extension Activity

Learn key Vocabulary: Embryo, Foetus, Conception, Sperm, Egg and Womb.

Key Words Washing, shower, bath, toiletries, puberty, adolescence, privacy, various body parts, clothing, embryo, foetus, conception, sperm, egg and womb.	Links to help: There are a number of websites that deal with young teenage issues designed for 8 to 14 year olds, such as www.bbc.co.uk/teens and www.kidshealth.org
--	--

Home School Activity Feedback

Student Comment	Date
Parent Comment	Date
Teacher Comment	Date
Merits Awarded	

Computing

Overview of Subject covered this term.

During the first half term, pupils will learn to use a range of techniques to combine text and graphics to attract the attention of a given audience to communicate information effectively. They will produce posters to advertise different events using different ways of highlighting important information and making it noticeable to the intended audience. They will refine their use of a range of tools available in a DTP program.

In the second half term, pupils will research and present information.

Task to complete	Tick when completed
Make a poster to advertise either a) something you want to sell or b) a missing pet. Think about how you will encourage someone to look at your poster (on the computer or paper).	
Look at any poster you see around. Make a note of what attracts your attention most (a drawing of the poster would be good).	
Research information about	

Extension Activity

Make a presentation on a topic of your choice.

Key Words:	Links to help Download free programs from Open Office http://www.openoffice.org/ Use Purple Mash to access a range of tools and apps that will encourage creative use of ICT. Pupils can save work online to access at home or school. http://www.purplemash.com/v2/sch/stanthonyspo19 (pupils have been issued with username and passwords—please contact the IT department if you need a reminder))
-------------------	--

Home School Activity Feedback

Student Comment	Date
Parent Comment	Date
Teacher Comment	Date
Merits Awarded	