

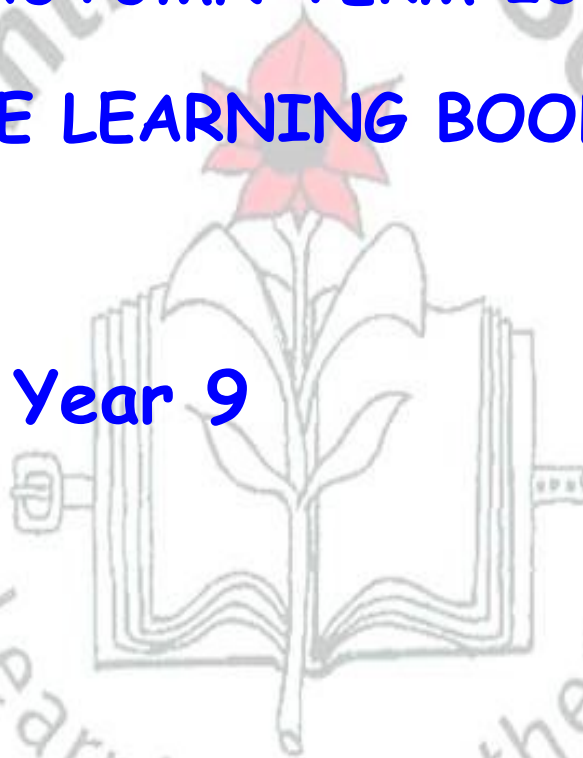
# St Anthony's School

**AUTUMN TERM 2018**

**HOME LEARNING BOOKLET**

**NAME :**

**CLASS: Year 9**



## Your Home Activities Booklet

### Autumn Term 2018

This booklet contains all your home learning activities for the autumn term. Hand in dates for home activities/projects have been set to when homework should be completed and handed in. There are also opportunities for pupils, parents and teachers to comment on work. This booklet should be brought in with completed tasks, so that feedback can be shared.

#### Completing Home Activities:

Each subject should provide between 2-3 hours of activities per week.

Each subject will break down activities into small steps.

Each subject area will provide an extension activity for you to complete if you would like.

Once activities have been completed parents and pupils can add a comment about the work and send in the booklet with work to be signed and feedback given from teacher.

All worksheets required will be available to download and print from the Moodle. Should you not have access to the Moodle, please contact Miss Ball, who will arrange for paper sheets to be sent home.

## Reward System

Should you complete a Home Activity, the following merits will be awarded.

3 Merits if all tasks are completed that have been set.

1 Merit if some of the tasks have been attempted

An extra merit if an extension activity has been completed.

There will also be an end of term special reward for those pupils who have achieved the most homework merits. 1 for Key Stage 3 and 1 for Key Stage 4.

If you have any queries, please contact Miss Ball in school.

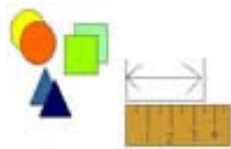


# CONTENTS


HOME ACTIVITIES TIMETABLE

ABOUT HOME ACTIVITIES

HOME ACTIVITY PROJECTS


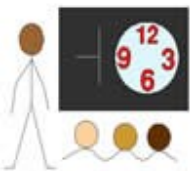


$$1+2=3$$



# AUTUMN TERM HOMEWORK TIMETABLE

WEEK	SUBJECT	HAND IN DATE	SIGNED TEACHER	MERITS GIVEN
17th September	Maths	24th September		
24th September	RE	1st October		
1st October	PE	8th October		
8th October	English	15th October		
15th October	History Food Technology	29th October		
29th October	Music	5th November		
5th November	Art	12th November		
12th November	Science	19th November		
19th November	PSD	26th November		
26th November	Computing	3rd December		
3rd December	Geography	10th December		
10th December	French	17th December		



# Mathematics

## Year 9 Autumn Term

Each lesson all pupils will consolidate and practice their basic number skills. In addition to this, this term year 9 have studied

- Number - Place value and ordering, practised adding, subtracting, multiplying and dividing numbers.
- Measures - Measure lengths using a variety of equipment
- Angles - Use directional language and measure angles.
- Shapes- Recognise familiar 2D shapes. Identify face, edge and corner.
- Area and perimeter - Calculate the area and perimeter of shapes using counting methods or given formulae.

Task to complete	Tick when completed
When you are out with your Parent/Carer what 2D shapes can you see? Look for road signs etc. What shapes are they?	
Design and make a symmetrical Christmas card. Can you design a card with 2 lines of symmetry?	
Practice your 3x; 4x or 6 x tables. Which symbol do we use to multiply?	

### Extension Activity

Additional worksheets on each topic are also available from maths teachers. Online homework activities are also available via the [www.mymaths.co.uk](http://www.mymaths.co.uk) website  
Login: stanth password: green

<p><b>Key Words</b> Circle, Triangle, Square, Rectangle</p> <p>Symmetry, symmetrical, line of symmetry</p> <p>Times, multiply, lots of</p>	<p><b>Links to help</b> <a href="http://www.mymaths.co.uk">www.mymaths.co.uk</a> <a href="http://www.bbc.co.uk/schools/ks3bitesize/maths/">www.bbc.co.uk/schools/ks3bitesize/maths/</a> <a href="http://www.woodlands-junior.kent.sch.uk/maths/index.html">www.woodlands-junior.kent.sch.uk/maths/index.html</a></p>
--	--

## Home School Activity Feedback

<b>Student Comment</b>	<b>Date</b>
<b>Parent Comment</b>	<b>Date</b>
<b>Teacher Comment</b>	<b>Date</b>
<b>Merits Awarded</b>	

## RE Year 9

During the Autumn term pupils in year 9 will be studying Hinduism. The following websites offer useful information and suggested research tasks that would aid pupils' understanding of the religion and allow them to access games and quizzes which will increase their knowledge.

Task to complete	Tick when completed
Research and list some Hindu Symbols.	
Find a picture of a Mandir (Hindu place of worship) and label the main parts.	
Research some of the Hindu festivals, noting what might happen during them. Some ideas include: Diwali, Makar and Holi.	
Find and label pictures of Hindu Gods.	

### Extension Activity

Diwali is one of the main Hindu festivals. Using the learning in lessons and your own research, create a collage of Diwali images e.g. fireworks, diva lamps, new clothes etc.

### Key Words

Diwali  
Reincarnation  
Festivals  
Lights  
Gods

### Links to help

[www.reonline.org.uk](http://www.reonline.org.uk)

[www.request.org.uk](http://www.request.org.uk)

[www.natre.org.uk](http://www.natre.org.uk)

[www.bbc.co.uk/religion/hinduism](http://www.bbc.co.uk/religion/hinduism)



**Home School Activity Feedback**

<b>Student Comment</b>	<b>Date</b>
<b>Parent Comment</b>	<b>Date</b>
<b>Teacher Comment</b>	<b>Date</b>
<b>Merits Awarded</b>	

# Physical Education

## Overview of Subject covered this term:

During the Autumn term pupils will be looking at variety of sports. These will include Trampolining, Swimming, Boccia and OAA. All of the sports will require pupils to work on existing or new skills and as part of a team. Pupils will have many opportunities to take on a greater role of responsibility in terms of leading a task or officiating game situations.

Task to complete	Tick when completed
1. The human nervous system has 2 parts. The CNS and PNS. What do CNS and PNS stand for?	
2. What are nerves?	

## Extension Activity

How many bones are there in your spine?

## Key Words

Arm  
Leg  
Spine  
Bones

## Links to help

[Kidshealth.org/kid/htbw/bones.html](https://kidshealth.org/kid/htbw/bones.html)

## Home School Activity Feedback

Student Comment	Date
Parent Comment	Date
Teacher Comment	Date
Merits Awarded	



# English

## Overview of Subject covered this term:

This term year 9 pupils will be studying the topic of Poetry. Pupils will read a range of different poetry as well as have a go at writing some of their own. They will think about how places and people are described in poetry and explore how the senses can be used to help them describe through their own writing.

As well as studying poetry pupils will also have one literacy session per week and one speech and language session. Pupils will also have plenty of opportunities to develop their reading skills by doing independent reading during the lessons. In order to help them improve their reading pupils are still encouraged to read their books at home with an adult.

Task to complete	Tick when completed
Use the internet to read different poems. Choose one poem and write a review of it including what the poem is about, are there any interesting describing words, do you like or dislike the poem and why.	
Create a shape poem: choose a topic you are interested in (football, dogs, ) draw the shape of it and fill it with words describing that topic.	
Make a rhyming dictionary: think of a word to rhyme with each letter of the alphabet (ape and cape, ball and tall, cat and fat).	

### Extension Activity:

Create a place poem: describe a place that is special to you using your senses. Think about what you can see, smell, feel and hear when you are there.

Key Words	Links to help
Simile Metaphor Rhyme Alliteration Imagery Senses Place Describe	St Anthony's Moodle: <a href="http://st-ants.org/portal">http://st-ants.org/portal</a>  <a href="http://www.bbc.co.uk/schools/wordsandpictures/longvow/poems/fpoem.shtml">http://www.bbc.co.uk/schools/wordsandpictures/longvow/poems/fpoem.shtml</a>

## Home School Activity Feedback

<b>Student Comment</b>	<b>Date</b>
<b>Parent Comment</b>	<b>Date</b>
<b>Teacher Comment</b>	<b>Date</b>
<b>Merits Awarded</b>	

## YEAR 9 HISTORY

This term we will be studying the British Empire and the Transatlantic Slave Trade. We will begin by finding out about life in Africa before the slave trade and compare our findings with the beliefs of British slave dealers from the time. We will follow the slaves on their journey from capture to their lives on the plantations, using sources to gain an insight to life at the time. Finally we investigate the lives of black people following the abolition of slavery. This will include a study of black civil rights and campaigners, such as Martin Luther King and Rosa Parks.

Task to complete	Tick when completed
Play the basketball hoopshoot on slavery: <a href="http://www.schoolhistory.co.uk/games/hoopshoot/hoop_slavery.html">http://www.schoolhistory.co.uk/games/hoopshoot/hoop_slavery.html</a>	
Find out 5 facts about Rosa Parks	
Create a poster to show key facts about Martin Luther King.	

### Extension Activity

Do slaves exist in the world today?  
Create a PowerPoint to explain your findings.

Key Words Trade triangle Middle Passage Auction Plantation Abolition Freedom Segregation Racism Martin Luther King Rosa parks Civil Rights	Links to help  Martin Luther King: <a href="http://www.historylearningsite.co.uk/martin_luther_king.htm">http://www.historylearningsite.co.uk/martin_luther_king.htm</a>  Rosa Parks: <a href="http://www.ducksters.com/biography/women_leaders/rosa_parks.php">http://www.ducksters.com/biography/women_leaders/rosa_parks.php</a>
---	---

## Home School Activity Feedback

<b>Student Comment</b>	<b>Date</b>
<b>Parent Comment</b>	<b>Date</b>
<b>Teacher Comment</b>	<b>Date</b>
<b>Merits Awarded</b>	

# Food Technology Year 9

## Overview of Subject covered first half of term:

### Foods From around The World:

Tasting and evaluating traditional foods from the UK and from other countries. Why certain foods are eaten at different times of the year., linked to festivals and traditions, plus looking at when certain foods are in season.

The term will end with some fun Christmas baking.

Task to complete	Tick when completed
Practise making some of the recipes that have been made in school.	
Produce a menu for different themed meals from different countries	
Taste more foods from the countries we are investigating in school.	

## Extension Activity:

Create a 'Traditional British' information leaflet.

## Key Words:

United Kingdom  
Spain  
Mexico  
Greece  
Italy  
India

## Links to help:

BBC Food  
Cbeebies website: 'I Can Cook' & 'Lets Celebrate'.  
Foodafactoflife.org.uk  
Thegreatgrubclub.com



## Home School Activity Feedback

<b>Student Comment</b>	<b>Date</b>
<b>Parent Comment</b>	<b>Date</b>
<b>Teacher Comment</b>	<b>Date</b>
<b>Merits Awarded</b>	



## Subject Area: Music Year 9 Autumn








Overview of Subject covered this term.

### Before half term

The Year 9 classes will be learning how to perform rhythmic patterns confidently and with a strong sense of pulse. They will create a performance combining African drumming and dance.

### After half term

Year 9 will be developing their ability to perform with others. They will learn to sing and accompany songs in preparation for the Christmas Service. Students will be encouraged to sing with confidence, expression and control.

Tasks to complete 1 merit for each task completed.	Tick when completed
1. Listen to a variety of rhythmic music from different parts of the world. <a href="http://www.worldmusic.net/">http://www.worldmusic.net/</a> Write down in the box opposite what you listened to. Did you have a favourite piece?	 
2. Watch a drumming performance online Use the links suggested at the bottom of the page.	  
3. Perform the rhythms on the drumming worksheet	
3. Design a colourful poster about African Music. Add a fact About African music and include pictures of African instruments.	

### Extension Activities—bonus merits!

- 1) After half-term, sing the songs you have been learning at school in preparation for the Christmas Service. Please check the school website.
- 2) Sing Jambo Bwana <http://www.youtube.com/watch?v=vUrVeRGo5IM>

### Key Words:

- Cyclic pattern
- Rhythm
- Rests
- Sequence
- Djembe
- Djun Djun
- Ostinato

### Links to help:

<http://www.youtube.com/watch?v=0bjLTAXM-fU>  
<http://www.youtube.com/watch?v=wDMwjCmCLTM>  
[http://www.youtube.com/watch?v=wLI3qCQwmHc&feature=results\\_main&playnext=1&list=PL4573B421A17AFEED](http://www.youtube.com/watch?v=wLI3qCQwmHc&feature=results_main&playnext=1&list=PL4573B421A17AFEED)  
<http://www.youtube.com/watch?v=mo6ltusxKno>





## Home School Activity Feedback

<b>Student Comment</b>	<b>Date</b>
<b>Parent Comment</b>	<b>Date</b>
<b>Teacher Comment</b>	<b>Date</b>
<b>Merits Awarded</b>	



## Flora n Fauna

This project is designed to develop pupil's ability to draw from observation, develop skills in a range of materials, allowing pupils to explore the use of colour and skills to develop a subtle range of texture making, working from observation and the imagination. The project allows pupils to investigate and compare the artists Georgia O'Keeffe, William Morris and Beatriz Milhazes responding imaginatively to both to develop and create a range of outcomes.

Task to complete	Tick when completed
Draw your own imaginary flowers.	
Look at real flowers and draw them.	
Collect pictures of different flowers.	

### Extension Activity

- Can you find other artists who have painted flowers, find a modern style and a traditional style.
- Can you find artists who have used flowers in their work, particularly 3D work.

<p><b>Key Words</b>            Georgia O'Keeffe            Flowers Petals Close up            Beatriz Milhazes            Detail Intricate Bold            William Morris</p>	<p><b>Links to help</b>            Use 'Google' or Visit the library to find out information about the artist            GEORGIA O'KEEFFE            WILLIAM MORRIS            BEATRIZ MILHAZES</p>
---	---

## Home School Activity Feedback

Student Comment	Date
Parent Comment	Date
Teacher Comment	Date
Merits Awarded	Date

## SCIENCE - YR 9 AUTUMN TERM.

### FOCUS FOR THE TERM:

- This term year 9 students will start science with introduction to microscope. They will have opportunities to use a variety of microscopes and should soon become proficient using microscopes.
- They will then make slides of both plant and animal cells and study the structure of these. They will go onto look at specialised cells including sex cells.
- In addition, pupils will study reproduction in plants and animals. They will also study life cycles including the human life cycle and the changes that take place during pu-

YOUR TASKS	TICK WHEN COMPLETE
Use a microscope or magnifying glass to focus on: Small parts of (3) named flowers; Pond water ; Named insect (dead) ; soil and the feather of a named bird. Include pictures or diagrams of what you see.	

### ADDITIONAL WORK MIGHT INCLUDE:

Design a Poster or use Powerpoint or Word document on the Life Cycle of a named plant or a named invertebrate. You must include the name of the different stages, diagrams or pictures in your work.

Include diagram or picture in your work.

### KEY WORDS TO THINK ABOUT:

1.Cells 2. Specialised Cells 3. Nucleus 4. Tissues 5. Organs 6. Systems  
7. Reproduction 8. Life Cycle

### Useful websites:

1. [www.cellsalive.com](http://www.cellsalive.com)
2. <http://skool.co.uk/content/keystage3/biology/>
3. <http://www.woodlands-junior.kent.sch.uk/revision/science/living.htm>



**Home School Activity Feedback**

<b>Student Comment</b>	<b>Date</b>
<b>Parent Comment</b>	<b>Date</b>
<b>Teacher Comment</b>	<b>Date</b>
<b>Merits Awarded</b>	

## PSD Year 9

Overview of Subject covered this term.

### **SEAL: Keep On Learning**

SEAL stands for Social, Emotional Aspects of Learning.

This topic will:

Help you learn about empathy

Recognise how others around you may be feeling

Help you form relationships both within and outside the classroom

Help you to work in pairs or smaller groups

Task to complete	Tick when completed
Discuss with an adult at home the question - is working in a group better than working alone?	
Think about what skill you could bring to a group task; it might be note taking, listening, having a laugh, being artistic, leading etc. Design a small poster to show this skill and bring in to share with your group.	
Design an advert for a friend - put a minimum of 5 different qualities you think a friend should have. For example, a good sense of humour, caring etc.	

### Extension Activity

Discuss with someone at home the following questions:

- Why is learning important?
- What are the most useful things you learn at school?

### Key Words:

Responsibility, influences, learning, future, unique, strengths, positive, skills, goals, evaluate

### Links to help

**Home School Activity Feedback**

<b>Student Comment</b>	<b>Date</b>
<b>Parent Comment</b>	<b>Date</b>
<b>Teacher Comment</b>	<b>Date</b>
<b>Merits Awarded</b>	

# Computing

## Overview of Subject covered this term.

This term pupils will work on presenting information to others using web design software (Serif WebPlus). They will be communicating information to young people about how to adopt a healthy lifestyle and encouraging them to take responsibility for their own health including keeping fit, eating well and staying safe online. They will need to consider their audience and use tools and techniques that will attract attention and communicate the information in a lively and fun style using hyperlinks, animation, text and images. They will learn about the dangers inherent in Internet use.

Task to complete	Tick when completed
Research information about teen health issues and write down the web address of useful websites.	
Create a fun avatar / character (on the computer or paper).	
Make a paper design of the welcome screen (a worksheet will be sent home or you may design your own).	

## Extension Activity

Look at a website you like and make a list of why you like it (colours, images, activities?) then do the same for a website you don't like.

## Key Words:

presentation, website, authoring, html, hyperlink, multimedia, animation, image, text, format, background, banner, navigation, audience, interactive


## Links to help

Download free programs from Open Office  
<http://www.openoffice.org/>  
Serif (previous versions of the software we use can be downloaded for free)  
<http://www.serif.com>  
Use Purple Mash to access a range of tools and apps that will encourage creative use of ICT. Pupils can save work online to access at home or school.  
<http://www.purplemash.com/v2/sch/stanthonyspo19>  
(email [mprice@st-ants.org](mailto:mprice@st-ants.org) if you need a password reminder)

## Home School Activity Feedback

Student Comment	Date
Parent Comment	Date
Teacher Comment	Date
Merits Awarded	

# GEOGRAPHY YR9



## Restless Earth

Pupils will learn about how the Earth is made of layers of rock, how the Earth's surface is cracked like an egg and how volcanoes are made. You will learn what specific features a volcano has and what weapons it uses to destroy the world around it.

You will also look at the different types of volcanoes and why they act differently. You will learn about a specific eruption that effected people and look at how they coped with the effects.

Pupils will also link their learning on Plate Tectonics to understand what causes Earthquakes and what impacts Earthquakes have on Communities.

Task to complete	Tick when completed
Complete a basic diagram to show the layers of the Earth.	
Draw a picture to show the features of a Volcano	
Use an atlas or the Internet to find out where the major volcanoes are in Europe and when they last erupted	

### Extension Activity


Visit the school website (<http://www.st-anthonys.w-sussex.sch.uk/>) and follow the links to pupils' activities and Geography. Use the various links to find out about volcanoes, watch them explode and see how they develop.

### Key Words

Structure, Layers, Mantle, Centre, Lava, magma, volcano, earthquake, tectonic.

### Links to help

<http://kids.nationalgeographic.com/kids/>  
<http://www.woodlands-junior.kent.sch.uk/Homework/mountains/volcanoes.htm>



## Home School Activity Feedback

Student Comment	Date
Parent Comment	Date
Teacher Comment	Date
Merits Awarded	



# French

## Overview of Subject covered this term

This term pupils will be learning the words for places in a house and in the town. They will learn how to give and respond to directions and identify street names on town plans. They will practise numbers to 60.

Task to complete	Tick when completed
Draw and label your own house or write a description.	
Complete the worksheets sent home during the term.	
Make a poster or leaflet about the place where you live - stating the facilities to be found (such as theatre, school, shops etc) or draw a picture of different buildings on a street and label them in French (the station, swimming pool, cinema etc).	

## Extension Activity

Learn to spell the key words off by heart.

Complete the activities on the school website or Moodle (links below).

### Key Words:

The house: la maison, le salon, la cuisine, la salle à manger, la salle de bains, la chambre, le jardin, le garage

The town: la ville, la piscine, la poste, la gare, la boulangerie, le cinéma, le collège, le marché, le supermarché, le musée, le château, le stade, l'église

Phrases: J'habite, Où se trouve ....., Il y a ....., à droite, à gauche, tout droit

### Links to help

Pupil Links on school website:

<http://st-ants.org/plink/french.html>

There are some activities on the school Moodle pages \_ Curriculum—French. The password is french  
<http://st-ants.org/portal/>

An interesting site to support language learning is:  
<http://www.hello-world.com/languages.php/?language=French&translate=English>



## Home School Activity Feedback

Student Comment	Date
Parent Comment	Date
Teacher Comment	Date
Merits Awarded	