



Year 9 Music



Spring Term Home Learning Pack

Topics:

- 1) Unison and Rounds
- 2) Acoustic and Electronic Sounds



Hi Year 9,

Mrs Seabrook here. I am the Assistant Head of Teaching and Learning and a music teacher at St. Anthony's School.

This term you will be learning about Unison and Rounds. We will learn how to sing songs together at the same time (unison) and then the same song but starting at different times (rounds).

After half term we will be looking at acoustic and electronic sounds and performing and composing our own music.

Remember to check the Home Learning Zone on the school website. The music page includes live music recordings, music and Makaton songs, music videos, digital music books and more!

Please complete the music pages in your homework booklet first. This is a book of extra activities for you.

Have fun! 😊



Mrs Seabrook



Mr Godon Year 9 Teacher

Unison and Rounds




Activity 1

Target to learn what the words Unison and Round mean.

Unison means when everybody sings the **same music at the same time.**

A 'round' is when 2 or more groups perform the **same music but start at different times.**



Unison and Rounds


Activity 2



Target to sing in unison

Sing along in Unison to Dynamite by
Taio Cruz

https://www.youtube.com/watch?v=mJru5_0A6-U



Unison and Rounds


Activity 3



Target to sing in a round

Sing along in a round to Dynamite
by Taio Cruz

<https://www.youtube.com/watch?v=xZzdozhZ0hk>











Activity 4: Google 'Songs that are in musical rounds'



Write the name of the song here

It makes me feel...

sad 	happy 	tired 	excited 
joyful 	scared Boo! 	great 	grumpy 

The music is mainly...



slow

fast

loud

quiet



I can hear the following instruments...

After half term: Acoustic and Electronic sounds.

Acoustic instruments produce sound **acoustically** - without the use of electronics and a plug;

Activity 5

Stick pictures here or write the names of acoustic instruments.

Electronic instruments.

Electronic instruments produce sound **electronically** - with the use of electronics to amplify the sound. They use a plug









Activity 6

Stick pictures here or write the names of electronic instruments.

Activity 7: Choose a piece of acoustic music



It makes me feel...

sad 	happy 	tired 	excited 
joyful 	scared Boo! 	great 	grumpy 

The music is mainly...



slow

fast

loud

quiet











I can hear the following instruments being used...

Activity 8: Choose a piece of electronic music



It makes me feel...

sad 	happy 	tired 	excited 
joyful 	scared Boo! 	great 	grumpy 

The music is mainly...



slow

fast

loud

quiet



I can hear the following instruments being used...
