





How to make a woven egg picture

You will need

- Egg Template
- Coloured paper
- Glue
- Scissors
- Plain white paper or card



1. Cut coloured paper into strips about 1cm wide 
2. Cut the middle out of the egg template (ask an adult for help) 
3. Put glue around the outside of the egg
4. Stick strips of coloured paper to the egg 
5. Weave strips of coloured paper between the long strips. 
6. Glue a plain piece of card or paper over the back
7. Trim off the excess paper. 