


# Bronze, Silver, Gold

## Re-design a room

 <p>ASDAN Links</p>	Bronze, Silver, Gold Personal Development Programmes: Challenge 6B1
Skills Development:	<ul style="list-style-type: none"><li>• Problem Solving   Coping with problems</li><li>• Numeracy   Use of Maths</li></ul>



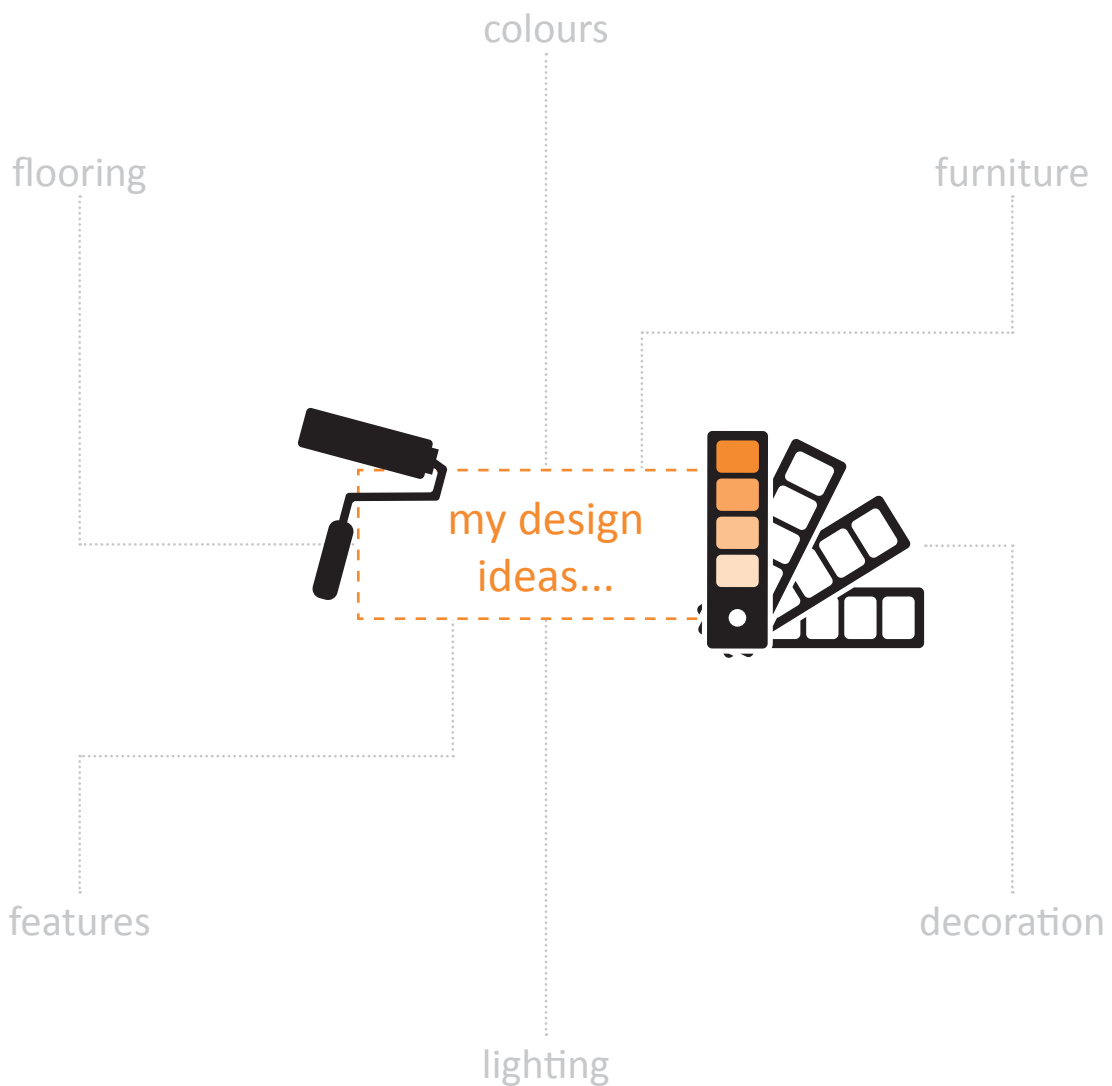
## Re-design a room

What type of room are you re-designing? ✓

- bedroom
- living room/lounge
- dining room
- kitchen
- bathroom
- other:

Who is the room for?

e.g. a child, a family, an older couple



# Mood board

---

Use this page to show images of what your re-designed room will look like – include photographs, sketches, colour swatches, fabric samples and any other sources of inspiration.

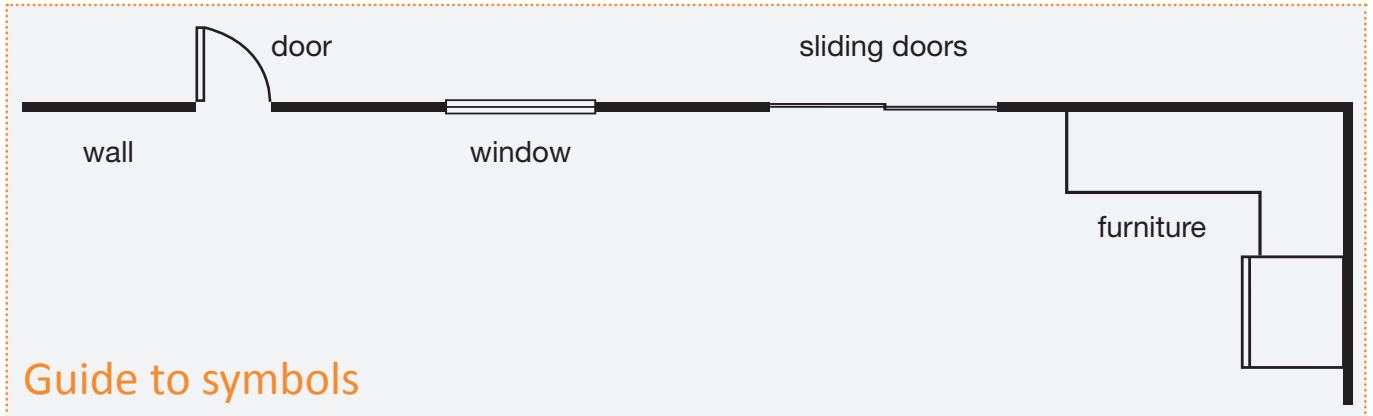
Name:	Date:	
Module 6: Number Handling Section B   Challenge 1	Ev. Ref:	



## Floor plan

Measure the room and use the A3 grid to draw a scaled floor plan of your re-designed room.

Show the main features, such as doors and windows, and mark on where you will put any furniture.



### Guide to symbols

**Don't forget** to include the scale on your floor plan

Scale 1:10

### Use your floor plan to work out...

The **area of floor covering** (e.g. carpet, tiles, laminate) required for the room:



The **total length of skirting board** required for the room:



Find out the price per metre for three floor covering options that you could use.

Work out **how much it would cost you** to use each option in your chosen room:

#### Option 1

Price per metre

£

Cost for room

#### Option 2

Price per metre

£


Cost for room

#### Option 3

Price per metre

£

Cost for room



Scale

# Costings

Fill in the table below to work out how much it would cost to redecorate the room in your design.

	Items needed	Quantity	Unit cost	Total cost for item
Walls				
Flooring				
Furniture				
Lighting				
Decoration				
Other				
			<b>Total cost for room:</b>	<b>£</b>