

A vibrant jungle scene. On the left, a large red bird with a grey beak and chest is shown in profile, looking towards the right. On the right, a smaller yellow bird with a grey cap and wings is perched on a branch, looking towards the left. The background is a lush green landscape with a blue sky and a small stream in the distance.

KS4  
Performing Arts!  
Ensemble activities  
for home learning

## This is the exam Criteria

### Entry 2 - 2 pieces one on a tuned instrument

- 8 bars - 16 bars long;
- Up to 5 different notes;
- contain simple rhythms mainly semibreves, minims and/or crotchets if a melodic piece;
- contain rhythms -dotted & quaver rhythms if on an untuned instrument

### Entry 3 - 2 pieces one on a tuned instrument

- Be a minimum of 16 bars and maximum of 32 bars long;
- Have a range of at least 5 different notes;
- Contain quavers and/or dotted notes in the rhythm.

If you haven't chosen your music yet, have a look at the pieces on the following page.

If you have chosen music but not been recorded yet, please practise!

If you have been recorded, keep up your skills by learning music that is attached!



Assessment Focus

AC1.1

Sing or play short, simple pieces as part of an ensemble.

Entry 2 AC1.2 Show some technical control of the chosen instruments.

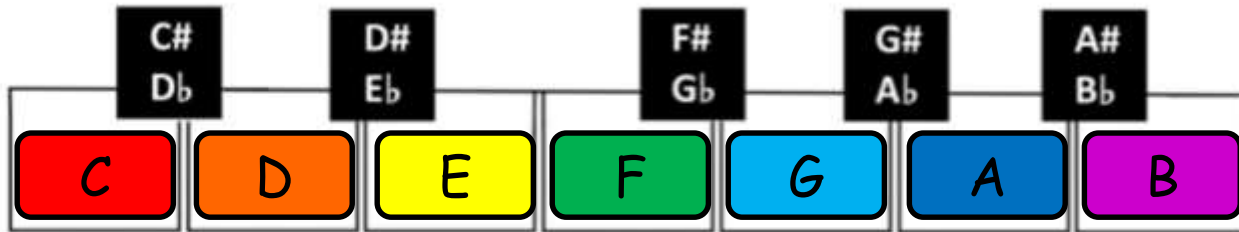

Entry 3 AC1.2 Show technical control in a fluent and mainly accurate performance.



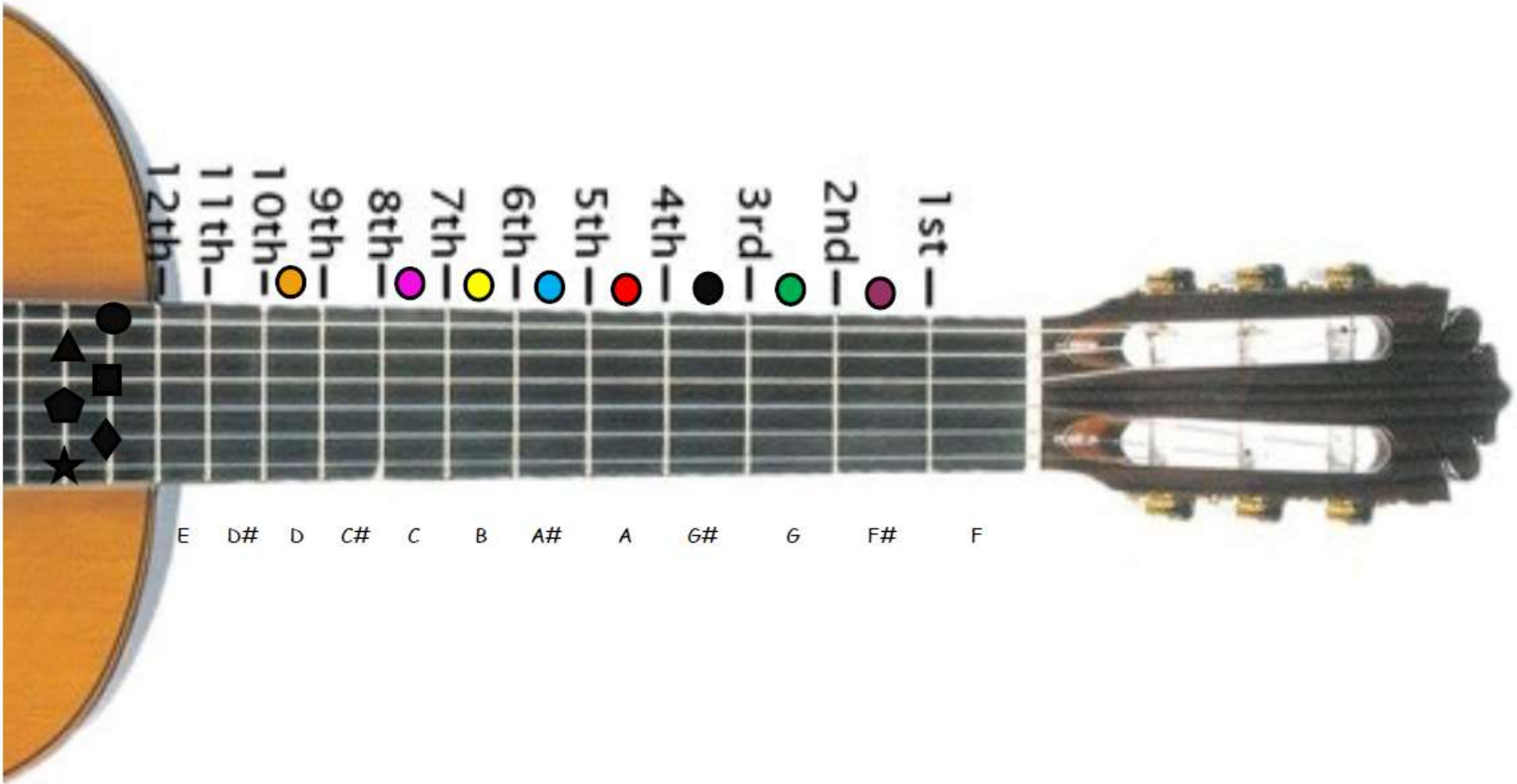
# Colour Coding Notes Guide for home

---





# Colour and Shape Guide



# Entry 2 Ensemble options for HH, GL and JK

---



Twinkle  
Twinkle  
Entry 2

You can do the Bass line

<b>C</b>	<b>E</b>	<b>F</b>	<b>E</b>
Twinkle	Twinkle	Little	Star
<b>D</b>	<b>G</b>	<b>G</b>	<b>C</b>
How I	won-der	what you	are

Or you can do  
the melody

<b>C</b>	<b>C</b>	<b>G</b>	<b>G</b>	<b>A</b>	<b>A</b>	<b>G</b>
Twinkle	Twinkle	Lit-tle	Star			
<b>F</b>	<b>F</b>	<b>E</b>	<b>E</b>	<b>D</b>	<b>D</b>	<b>C</b>
How I	won-der	what you	are			



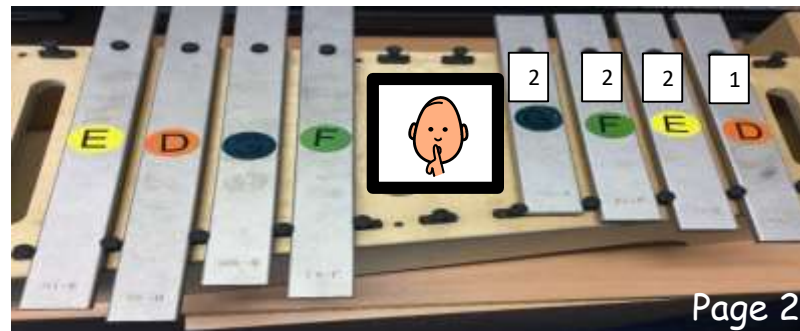
Pages 1 and 3



Pages 1 and 3



<b>E</b>	<b>D</b>	<b>G</b>	<b>F</b>
Up a-bove the	world so	high	
<b>E</b>	<b>D</b>	<b>G</b>	<b>F</b>
Like a	dia-mond	in the	sky



Page 2



<b>G</b>	<b>G</b>	<b>F</b>	<b>F</b>	<b>E</b>	<b>E</b>	<b>D</b>
Up a-bove the	world so	high				
<b>G</b>	<b>G</b>	<b>F</b>	<b>F</b>	<b>E</b>	<b>E</b>	<b>D</b>
Like a	dia-mond	in the	sky			







NB Can mix if needed so HA plays melody or accompaniment as unassessed piece

# Makutame

## This part




16 bars  
Entry 2
















Ma ku- ta me-

tame








Pa Pa

Ma ku- ta me-




tame








Pa




Repeat






1   

2   

Bells for both pupils

Repeat






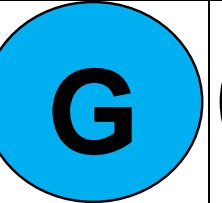
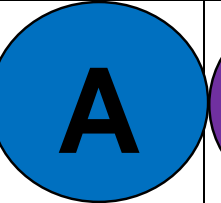









# Pachelbel's Canon

Line 1 player 1 glockenspiel bars then bells

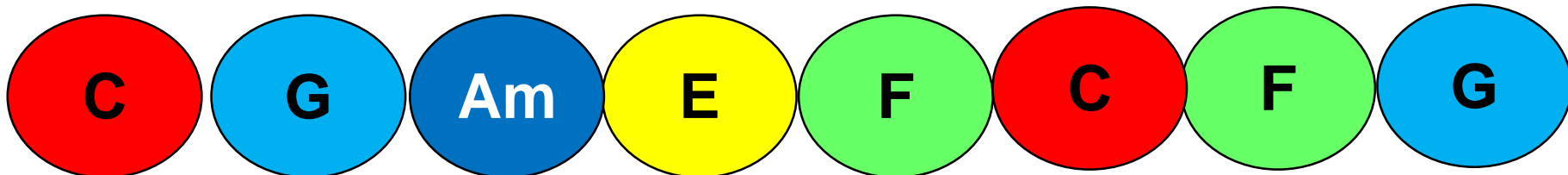
Line 2 player 2 glockenspiel bars then bells

Teacher keyboard harmony. Or teacher/player 3 ground bass line

Entry 2 4/4 16 bars long. 6 notes all semibreves.









							
1 2 3 4	1 2 3 4	1 2 3 4	1 2 3 4	1 2 3 4	1 2 3 4	1 2 3 4	1 2 3 4
							

Ground Bass



# Pachelbel's Canon Player 1

Entry 2 4/4 16 bars long. 7 notes all semibreves.

							
1 2 3 4	1 2 3 4	1 2 3 4	1 2 3 4	1 2 3 4	1 2 3 4	1 2 3 4	1 2 3 4

Add dynamics – loud and quiet. Use glockenspiel and bells.

# Pachelbel's Canon - Player 2

Entry 2 4/4 16 bars long. 7 notes all semibreves.

1 2 3 4	1 2 3 4	1 2 3 4	1 2 3 4	1 2 3 4	1 2 3 4	1 2 3 4	1 2 3 4
C	B	A	G	F	E	F	G

Add dynamics – loud and quiet. Use glockenspiel and bells.

# Pachelbel's Canon - Player 3

Entry 2 4/4 16 bars long. 7 notes all semibreves.

The diagram shows a sequence of seven notes for Player 3, each represented by a colored circle with a letter inside. Above each circle is a bar with four positions, numbered 1 to 4. The notes are: C (red), G (light blue), A (dark blue), E (yellow), F (light green), C (red), and G (light blue). The notes are arranged in a sequence that repeats the first six notes of the canon.

1	2	3	4
C			
G			
A			
E			
F			
C			
F			
G			

Add dynamics – loud and quiet. Use glockenspiel and bells.







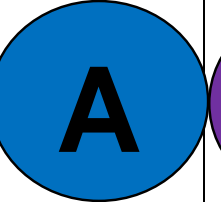









# Pachelbel's Canon - alternative option

Line 1 player 1 glockenspiel bars then bells

Line 2 player 2 glockenspiel bars then bells

Teacher keyboard harmony. Or teacher/player 3 ground bass line

Entry 2 4/4 16 bars long. 6 notes all semibreves.


							
1 2 3 4	1 2 3 4	1 2 3 4	1 2 3 4	1 2 3 4	1 2 3 4	1 2 3 4	1 2 3 4
							

# Happy Birthday to you

- Accompaniment and melody are Entry 2 but accompaniment is easier.
- Pair with E3 player for melody.




Happy Birthday to you melody  
3/4 time E2 (9bars)  
Teacher guitar



G G A G C B G G A G D C



G G ^G E C B A F F E C D C



## Happy Birthday to you- duet accompaniment (Entry 2)



Happy Birthday to you Happy Birthday to you



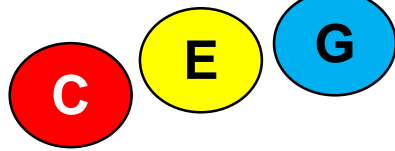



Happy Birthday dear ? Happy Birthday to you

Tip:  
Left hand stays on the C.  
Right hand on the F and G.

# Stay With Me. Sam Smith.




## Entry 2 8 bars 5 notes



Oh won't you

stay with me



'Cause your



all I need

This 'aint

love it's clear to see



but dar - ling




stay with me

The musical score is presented in a standard staff format with a treble clef and a key signature of one flat (B-flat). It includes a vocal line and a piano accompaniment. The lyrics are written below the vocal line. The score is divided into two systems, each containing four staves. The first system covers the first four bars of the entry, and the second system covers the next four bars. The lyrics are: 'Oh won't you stay with me 'Cause your love it's clear to see but darling stay with me'.

# Stay With Me - Sam Smith




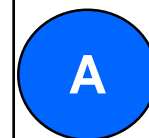



Entry 2 8 bars 5 notes



Oh won't you

stay with me




'Cause your



all I need

This 'aint

love it's clear to see



but dar - ling

stay with me



# London Bridge

- NB accompaniment and melody are Entry 2 but accompaniment is easier.
- Pair with E3 player for melody










# London Bridge Entry Level 2

Keyboard/Metal Xylophone melody p 1& 3







p2 bells for dynamic contrast

Entry 2 – 4/4 8 bars














   	  
Lon - don bridge is	fal - ling down



  	  
fal - ling down	fal - ling down



   	  	 	 
Lon - don bridge is	fal - ling down	My fair	la - dy



# London Bridge Entry Level 2 Accompaniment

Keyboard/Metal Xylophone melody p 1& 3      p2 bells for dynamic contrast

Entry 2 – 4/4      8 bars  
3 different notes



**G**




Lon - don bridge is

**D**



fal - ling down



**D**



fal - ling down

**G**

fal - ling down



**B**



Lon - don bridge is

**G**



fal - ling  
down

**D**




My fair

**G**



la - dy



# One Call Away - Charlie Puth

Entry 2 – 4/4 8 bars. 5 notes

1

E D C C D E E  
 I'm on - ly one call a - way

2

F E D C F E D  
 I'll be there to save the day

3



E C C A C D E E  
 Su -per man got no - thing on me

4

E D C C D C C  
 I'm on - ly one call a - way





# Ensemble: One Call Away - Charlie Puth

Entry 2 – 4/4 8 bars. 4 notes

1



I'm on - ly

one

call

a - way

2



I'll be there to

save

the

day



3



Su - per

man

got

no

- thing

on

me

4



I'm on - ly

one

call

a

- way

# Darkside Solo - Alan Walker (arrangement 1)



Entry 2: 4/4 Crotchets, minims and semibreves. 8 bars. 8 different notes (2 different B's and A's)



Em

D

C

G / D

<p>1 2 3 4</p> <p>Start 2<sup>nd</sup> G down from the top</p>	<p>1 2 3 4</p>	<p>1 2 3 4</p>	<p>1 2 3 4</p>
<p>We're not in</p> <p style="text-align: center;">q q</p>	<p>love</p> <p style="text-align: center;">w</p>	<p>We share no</p> <p style="text-align: center;">q q</p>	<p>sto - ries</p> <p style="text-align: center;">sdfg gh h</p>



Em

D

C

G






<p>1 2 3 4</p>	<p>1 2 3 4</p>	<p>1 2 3 4</p>	<p>1 2 3 4</p>
<p>Just some - thing</p> <p style="text-align: center;">q q</p>	<p>in sdfg your</p> <p style="text-align: center;">ey h q</p>	<p>-es -----</p> <p style="text-align: center;">w w</p>	







# Darkside - Alan Walker (arrangement 1) Ensemble Accompaniment



Entry 2: 4/4 Crotchets, minims and semibreves. 8 bars. 5 different notes (2 different G's)

<i>Em</i>	<i>D</i>	<i>C</i>	<i>G / D</i>
1  Start second E up from the bottom	1 2 3 4 	1 	1 2  3 4 
We're not in	love	We share no	sto - ries
q	w	q	sdfg g h h



<i>Em</i>	<i>D</i>	<i>C</i>	<i>G</i>
1 	1 2 3 4 	1 2 3 4 	1 2 3 4  ↓
Just some-thing	in sdfg your	-es -----	
q	ey w	w	w



# Darkside Solo - Alan Walker (arrangement 2)



Entry 2: 4/4 Crotchets, minims and semibreves. 16 bars. 8 different notes (2 different B's and A's)

<i>Em</i>				<i>D</i>				<i>C</i>				<i>G</i> / <i>D</i>	
1	2	3	4	1 2 3 4	1	2	3	4	1	2	3	4	
Start 2 <sup>nd</sup> G down from the top													
	We're	not	in	love	We	share	no	sto	-	ries			
q	q	q	q	w	q	q	q	sdfg	g h			h	

<i>Em</i>				<i>D</i>				<i>C</i>				<i>C</i> / <i>D</i>			
1	2	3	4	1 2	3	4	1	2	3	4	1	2	3	4	
Just some - thing				in	sdfg	your	-es	Get ready!							
q	q	q	q	ey	h	q	w								



# Darkside Solo - Alan Walker (arrangement 2)



Entry 2: 4/4 Crotchets, minims and semibreves. 16 bars. 8 different notes (2 different B's and A's)

<i>Em</i>				<i>D</i>				<i>C</i>				<i>G</i> / <i>D</i>	
1	2	3	4	1 2 3 4	1	2	3	4	1 2	3 4			
Start 2 <sup>nd</sup> G down from the top													
	Don't	be	a-	fraid		The	sha -	dows	know	me			
q		q	q	w	q		q	q	sdfg	g h			
									h				

<i>Em</i>				<i>D</i>			<i>C</i>				<i>G</i>			
1	2	3	4	1 2	3	4	1 2 3 4	1 2 3 4						
	Let's	leave	the	past	be -	hind								
q		q	q	h		q	w	w						
				q										

# Darkside - Alan Walker (arrangement 2)

## Ensemble Accompaniment

Entry 2: 4/4 Crotchets, minims and semibreves. 16 bars. 5 different notes (2 different G's)








Em

D

C

G / D







1  Start second E up from the bottom	1 2 3 4 	1 	1 2  3 4 
We're not inD q	love W	We share no q	sto - ries sdfg gh h

Em

D

C

C / D






1 	1 2 3 4 	1 2 3 4 	1 2 3 4  Get ready! 
Just some-thing q	in sdfg your ey W	-es ----- W	





# Darkside - Alan Walker (arrangement 2)

## Ensemble Accompaniment



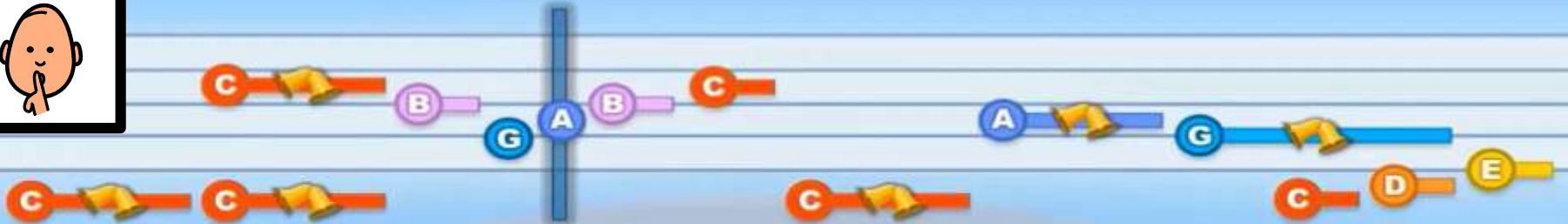


Entry 2: 4/4 Crotchets, minims and semibreves. 16 bars. 5 different notes (2 different G's)

<i>Em</i>	<i>D</i>	<i>C</i>	<i>G</i> / <i>D</i>
1  Start second E up from the bottom	1 2 3 4 	1 	1 2      3 4  
Don't be a-	fraid	the shadows	know - me
q	w	q	sdfg g h h

<i>Em</i>	<i>D</i>	<i>C</i>	<i>G</i> ↓
1 	1 2 3 4 	1 2 3 4 	1 2 3 4 
Let's leave the	world sdfg	hind-----	
q	be - w	w	w


# Somewhere over the rainbow



Entry 2 once through

More than 5 notes, varied rhythms. 8 bars





Somewhere over the rainbow- duet accompaniment (Entry 2)



Somewhere



over the rainbow.



Way

up



high



There's a land that I heard of



Once in a lulla-by



Entry 2 once through ¾ time 8 bars. 5 notes