

**What is my child learning
at school this term?**



**Year 10
Autumn Term**



"Painting and Drawing"

pattern

Bryan Wynter

colour

abstract

Acrylic

mixed media

explore

Coffee Art

composition

painting

drawing

Maya Hayuk



ASDAN - Using ICT in the Community

What I might need on a trip


backpack



packed lunch



water bottle



raincoat



umbrella



sunglasses



cap



sun cream




hat



gloves



medication



mobile phone




bus pass





ASDAN - Using ICT in the Community Technology I might use

bank machine



card payment machine




self scan checkout



scan as you shop



vending machine



automatic door



lift



touch screen scales




pelican crossing



bus departure board



digital camera



mobile phone



touch screen



D of E

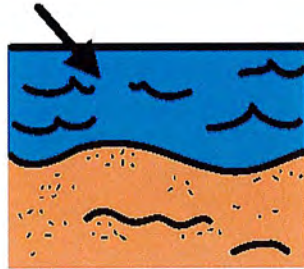


Physical


minibus



sea



land




Cobnor



problem solving



rock climbing



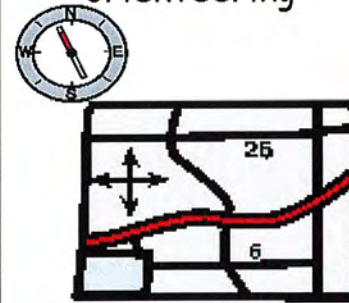
kayak



canoe



orienteering




spray cag



harness



helmet




paddle



wet suits



buoyancy aid




Skills


art



paintbrush




coloured pencils



artist



drawing



land based studies



wellies



vegetables



dig




watering




food tech



recipe



cooker



utensils



washing up




D of E



Volunteering

Card board boxes



SO Apple juice



people



raincoat



wellington boots



The National Trust



fire




work gloves



hot chocolate




minibus



lavington common



bow saw




tree popper



loppers



trees



English

abc



Our Environment

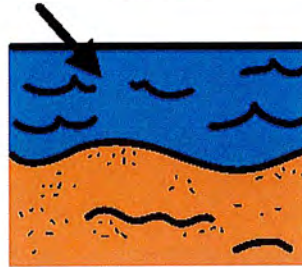
environment



deforestation




ocean




climate change



endangered



rubbish



recycle




plastic



newspaper



report



story



opinion




protest



sad




angry

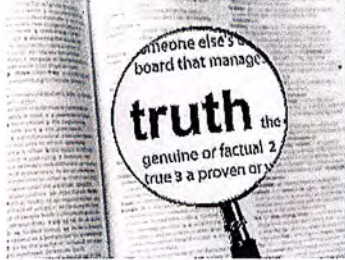


First News

Opinion




Fact




News



Who



What



Where



When



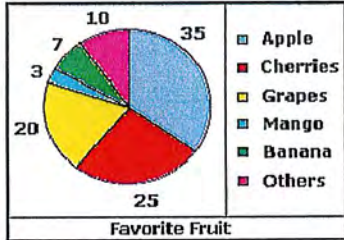
Why



Headline




Statistics

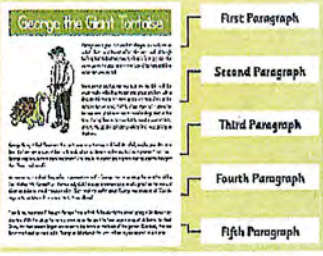


Fruit	Percentage
Apple	35
Cherries	25
Grapes	20
Mango	7
Banana	3
Others	10


Non fiction



Paragraph




Image



Text



Highlight






Breakfast

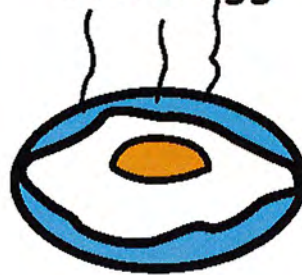
Breakfast



Boiled egg



Fried egg



Scrambled egg



Cooked or fried breakfast



Cereal



Baked Beans



Toast



Porridge




Yoghurt



Fruit




Juice




Free range hens



Barn hens




Caged hens






Lunch


Lunch



Sandwich



Filled roll



Soup



Cereal bar




Crisps



Baked Beans
on toast



Salad vegetable
batons



Salad



Yoghurt



Fruit



Rice cakes



Filled wraps



Omelette



Toasted cheese
sandwich





Cheese and tomato sandwich



Cheese and tomato sandwich



1. Spread butter onto 2 pieces of bread.



2. Slice the tomato with a knife.



3. Grate the cheese.



4. Put the cheese onto 1 slice of bread.




5. Add the sliced tomatoes.




6. Put the other bit of bread on top.



7. Cut the sandwich in half.



8. Serve.



9. Eat and enjoy.





Egg and cress sandwich



Egg and cress sandwich



1. Spread butter onto 2 pieces of bread.



2. Peel the shell off of the egg.



3. Put the egg in a bowl and mash with a fork.



4. Add 2 tbsp of mayonnaise into the bowl.



5. Mix with a fork.



6. Spread the mixture onto 1 slice of bread.



7. Cut the cress with scissors.



8. Sprinkle the cress over the egg.




9. Put the other bit of bread on top.



10. Cut the sandwich in half.



11. Serve.



12. Eat and enjoy.





Tuna and cucumber sandwich



Tuna and
cucumber
sandwich




1. Spread butter
onto 2 pieces
of bread.




2. Slice the
cucumber
with a knife.



3. Open the
tin of tuna.




4. Spoon the
tuna into a bowl.



5. Add 2 tbsp of
mayonnaise
into the bowl.




6. Mix with
a fork.



7. Spread the
mixture onto 1
slice of bread.



8. Put the
cucumber slices
on top.




9. Put the
other bit
of bread
on top.



10. Cut the
sandwich
in half.



11. Serve.



12. Eat
and enjoy.





Ham and cucumber sandwich



Ham and cucumber sandwich



1. Spread butter onto 2 pieces of bread.



2. Slice the cucumber with a knife.



3. Put a slice of ham on to 1 slice of bread.



4. Add the sliced cucumber.




5. Put the other bit of bread on top.



6. Cut the sandwich in half.



7. Serve.



8. Eat and enjoy.





Banana and chocolate/Biscoff spread sandwich



Banana and chocolate spread sandwich



1. Spread butter onto 2 pieces of bread.



2. Peel the banana.



3. Slice the banana with a knife.



4. Mash with a fork.



5. Spread the mixture onto 1 slice of bread.



6. Spread the chocolate spread onto to other slice of bread .



7. Put the other bit of bread on top.



8. Cut the sandwich in half.



9. Serve.



10. Eat and enjoy.





Hummus and pepper wrap



Hummus and pepper wrap



1. Spread the hummus onto the wrap.



2. Slice the pepper into strips with a knife.



3. Put the strips of pepper in the middle of the wrap.



4. Fold the wrap.



5. Serve.



6. Eat and enjoy.






Beans on Toast




Beans on toast




1. Open the tin of beans.



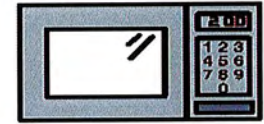
2. Pour the beans into a bowl.



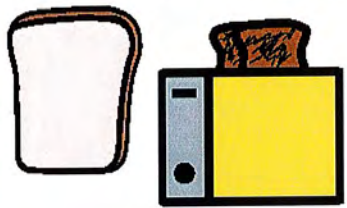
3. Put the beans into the microwave.



4. Heat the beans for 1-2 minutes, until hot.



5. Put the bread into the toaster.



6. Press the lever down and wait.



7. Spread butter onto the toast.



8. Serve.



9. Eat and enjoy.





Scrambled egg on Toast



Beans on toast




1 Crack an egg into a bowl..




2. Mix the egg with a fork.




3. Put the egg into the microwave.



4. Heat the beans for 1-2 minutes, until hot and stir.



5. Put the bread into the toaster.




6. Press the lever down and wait.



7. Spread butter onto the toast.



8. Serve.



9. Eat and enjoy.





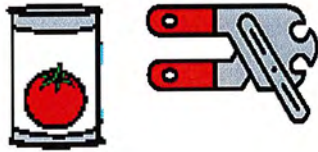
Soup and Toast



Soup and toast




1. Open the tin of soup.



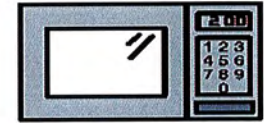
2. Pour the soup into a mug.




3. Put the soup into the microwave.



4. Heat the soup for 1-2 minutes, until hot.



5. Put the bread into the toaster.



6. Press the lever down and wait.



7. Spread butter onto the toast.



8. Serve.



9. Eat and enjoy.



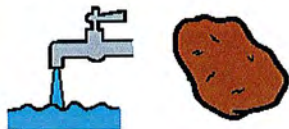


Baked potato with cheese and beans

Baked potatoes with cheese and beans.




1. Wash the potato with cold water.




2. Use a fork to prick the skin.




3. Put the potato into the microwave.



4. Heat the potato for 4 minutes.



5. Wearing oven gloves turn the potato over.



6. Heat the potato for 4 minutes.



7. Check the potato. Keep cooking for 1-2 minute bursts until soft


8. Open the tin of beans.



9. Pour the beans into a bowl.



10. Heat the beans for 1-2 minutes, until hot.



11. Grate the cheese.



8. Serve.



9. Eat and enjoy.





Microwave mug pizza



Microwave mug pizza.



1. Unroll the pizza dough.



2. Turn the mug upside down.



3. Put the cup on the edge of the dough.



4. Cut around the outside of the cup with a knife.



5. Put the cut pizza dough into the bottom of the mug.



6. Add the tomato sauce onto the dough.



7. Add some grated cheese.



9. Heat for 1 minute on a high setting.



11. Wearing oven gloves take out of microwave.



13. Eat and enjoy!





Vegetable noodles in a mug



Vegetable noodles in a mug.



1. Put some noodles into the mug.



2. Cover the noodles with cold water.



3. Add 1/2 tsp of vegetable stock powder and oil.



4. Give the noodles a stir with a fork.




5. Peel and chop the vegetables into small pieces.



6. Grate the garlic and ginger.



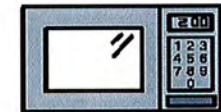
7. Put the noodles into the microwave.



8. Heat for 1 1/2 minutes and then stir.



9. Repeat step 8.



10. Put all of the vegetables into the mug.




11. Add the grated garlic and ginger.



12. Add 1 tsp of soy sauce.



13. Heat for 3 minutes and stir.



14. Eat and enjoy!





Double chocolate mug cake



Double chocolate mug cake.



1. Wipe around the inside of the mug with oil.



2. Break 1 egg into the mug.



3. Add 2 tbsp of oil and 2 tbsp of sugar.



4. Give the mixture a stir with a fork.



5. Add 2 tbsp of flour.



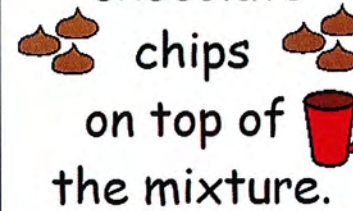
6. Add 1 tsp of cocoa powder.



7. Mix until smooth.



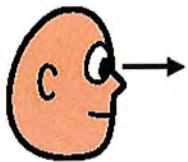
8. Put the chocolate chips on top of the mixture.



9. Heat for 1 minute on a high setting.



10. Watch the mixture rise.



11. Wearing oven gloves take out of microwave.



12. Sprinkle with icing sugar.



13. Eat and enjoy!





Tourism


Tourist



Holiday



Transport



Tourism



Destination



Economy



Money



Blackpool



Jobs



Attractions



Ecotourism



Culture



Country



National Park



Damage/rubbish





Treaty of Versailles 1919


Woodrow Wilson



Lloyd George



George Clemenceau



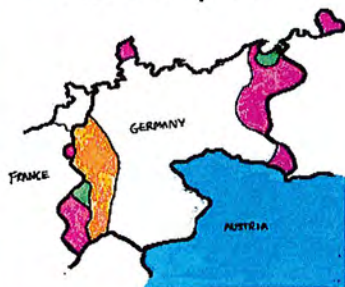
Kaiser Wilhelm II



George V



Take away land



Not join with Austria




Germany
Accept blame



Army smaller



6 Battleships



Small Navy




No fighter planes




No tanks



No submarines



Germany to pay
back £6,600 million





Germany 1919-1939

poor



weak



Ebert



Adolf Hitler



Streseman



Rentenmark



Treaty of
Versailles



Mein Kampf



brown shirt




Reichstag fire



Communists



angry




Stabbed in the
back




Prison



happy



sad





Land Based Studies


water



leaf



stem




plant pot



potted plant



seed tray



greenhouse



garden sieve



dibber



trowel



grass



hedge



gate



boots




compost bin





Land Based Studies

garden




gloves




weed



rake



spade



wheelbarrow



compost



dig




small fork




fork




soil



watering can



sunny



rain



windy



Maths



Maths - Number

add



subtract




divide



multiply



hundreds



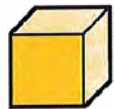
twinkl.com

tens



twinkl.com

Units




twinkl.com


equals



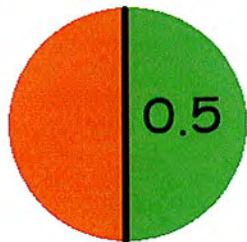
rounding



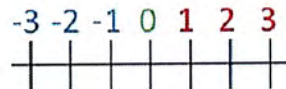
estimating



decimal number



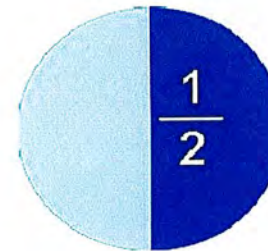
negative number



counting










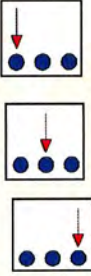

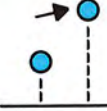
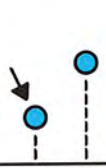





fraction



number sentence







$$3 + 4 = 7$$

Year 10 Autumn Solo Performance

<p>Tempo</p> 	 <p>Slow Slower</p>	 <p>Fast Faster</p>	<p>Solo</p> 
<p>Dynamics</p> 	 <p>Quiet Quieter</p>	 <p>Loud louder</p>	<p>Beginning Middle End</p> 
<p>Pitch</p> 	 <p>High Higher</p>	 <p>Low Lower</p>	 <p>Notes</p>
<p>Keyboard</p> 	<p>Guitar</p> 	<p>Choose</p> 	<p>Repeat</p> 



British Culture





British Culture

Postbox




hospital



NHS



school



library



Fire brigade



police



football



rugby



tennis



Wimbldeon



horse racing



Goodwood



London Marathon




Science




Electricity


cell




buzzer



switch



motor




lamp



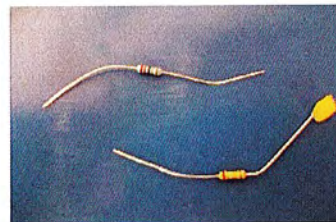
voltmeter



solor cell




resistor



variable resistor



wire



positive



negative



diode



fuse



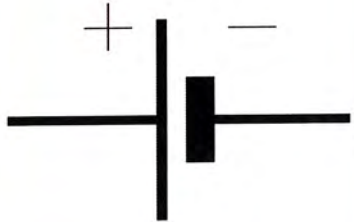
ammeter





Electrical symbols

cell



buzzer



switch




motor




lamp



conductor



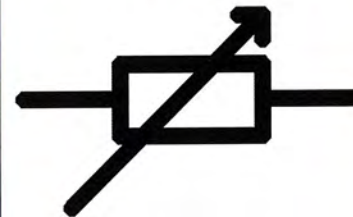
insulator



resistor



variable resistor



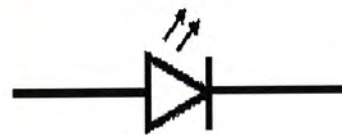
wire



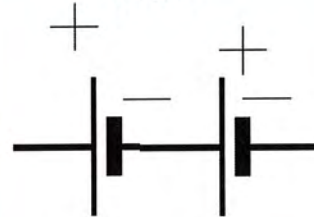
Diode



light emitting diode



cells



fuse



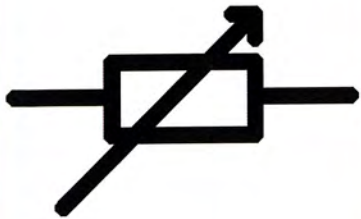
ammeter





Electrical Circuits

variable resistor



resistor



diode



light emitting diode



fuse



Electricity is the flow of charged particles (electrons)

Electricity is measured in Coulombs (C)

Electricity can be defined as the flow of electrical current

Current is measured in Amperes

Energy is the ability to do things.

Power is measured in Watts (W) or KiloWatts per hour (KWh)

Power - The amount of electricity used over a period of time.

Energy is measured in Joules (J) or Calories (C)

Science




Energy

renewable



non renewable



wind



solar panel



bio fuels



coal



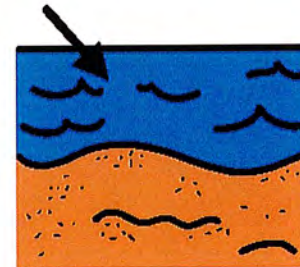
oil



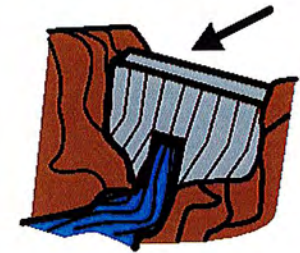
natural gas



tidal



hydroelectricity



geothermal

