

**What is my child learning
at school this term?**



**Year 9
Autumn Term**

Art



"Flora 'n' Fauna"

William Morris



Beatriz Milhazes



Georgia O'Keeffe



flowers



petals



close up




colourful



stylised




pattern



bold

B

intricate



detail





Websites

menu



Banner



Button



Hyperlink



URL



navigation



Copyright



Text

Text can be in
different fonts,
colours and sizes

Animation



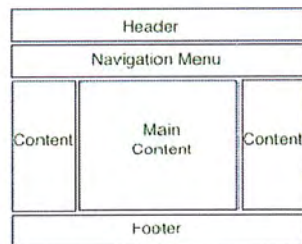
images




colour



layout



shapes



background



site map



English

abc



Kensuke's Kingdom

mum and dad



Michael



Kensuke



Michiya



storm



Peggy Sue



log book




island



Stella



Fish



Tomodochi




Killer men



Kensuke cave



red banana



Ink painting




English

abc



First News

Opinion



Fact



News



Who



What



Where



When



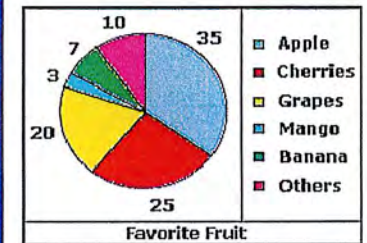
Why




Headline



Statistics



Non fiction



Paragraph



Image



Text



Highlight





British Foods

Britain



British Flag




Pies



Fried breakfast



Fish and Chips



Roast Dinner



Apple Pie



Hot Pot



Victoria Sponge Cake



Shepherd's Pie



Cornish Pasty



Trifle



Toad in the Hole



Rice Pudding



Fruit Crumble





Italian Foods

Italy



Italian Flag



Pasta



Pizza



Risotto



Gnocchi



Bruschetta



Spaghetti
Bolognese



Lasagne



Caprese Salad



Cannelloni



Tiramisu



Fusilli



Farfalle



Tagliatelli



French



Où habites-tu?

Où habites-tu?



j'habite



dans une maison



dans un appartement



en France



en Angleterre




voici



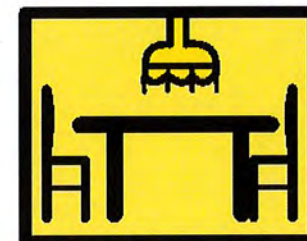
la cuisine




la salon




la salle à manger



la chambre



la salle de bains



French




Où vas-tu?


Où vas-tu?



je vais au/à la




la gare



la piscine



la poste



la boulangerie



le cinéma



le supermarché



le marché



le musée




le banque



le château



le stade





Volcanoes

volcano




active



dormant



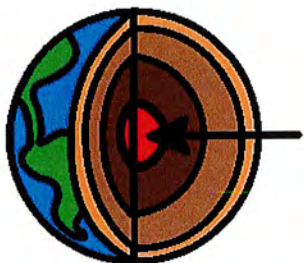
errupting




extinct



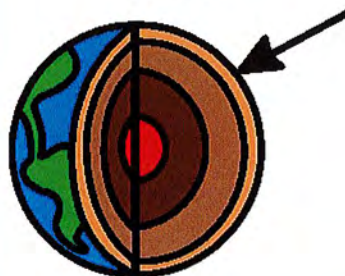
core



mantle



crust



lava flow



ash cloud



town destroyed by lava



Mount Pinatubo



Montserrat Island



Chances Peak volcano



Chances Peak volcano



History



British Empire

British Empire



Tea



Coffee



Tobacco



sugar



Trade Triangle




Brittania



Plantation



slavery



trade



ships



America



Empire Plate



Africa



Cotton



Maths



$1+2=3$

Maths - Number

add



subtract




divide



multiply



hundreds



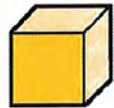
twinkl.com

tens



twinkl.com

Units




twinkl.com


equals



rounding



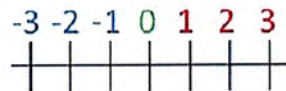
estimating



decimal number



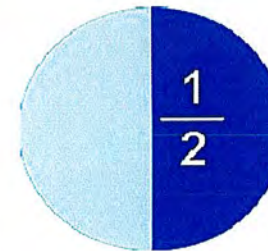
negative number



counting



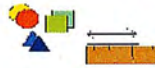
fraction



number sentence

$3 + 4 = 7$

Maths



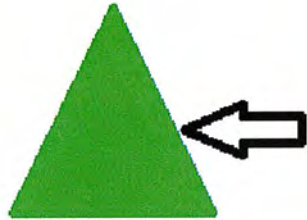
$1+2=3$

Maths - Shape and Pattern


2D shape



sides



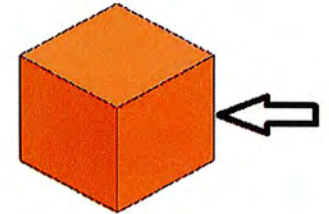
corners



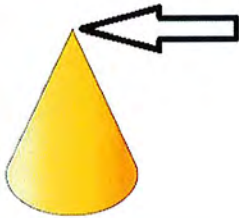
3D shape



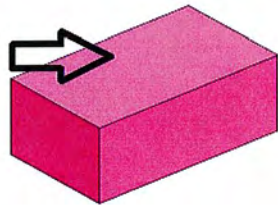
edges



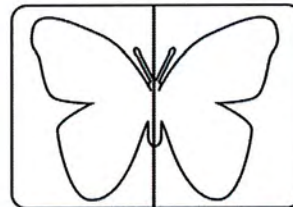
vertices




faces



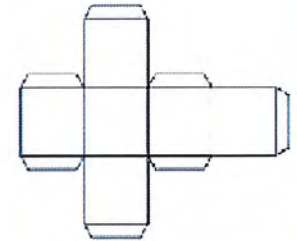
symmetrical



asymmetrical



net




number pattern

What are the missing numbers?



maths101

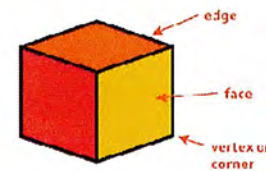
shape pattern



complete the pattern



properties



quadrilateral



Maths



1+2=3

Maths - Directions/Angles/Turns

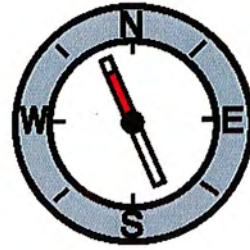
left



right



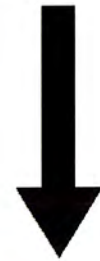
compass



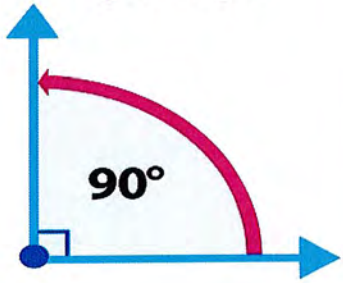
up



down



right angle




quarter turn




half turn



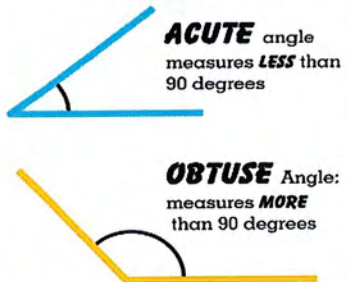
three quarter turn



full turn



obtuse/acute



distance



start



finish



















which way?



Year 9 Autumn Term - African Drumming

Key Words Mat


<p>Cyclic pattern (repeated)</p> 	<p>Djembe</p> 	 <p>Tempo Play slow/slower</p>	  <p>Tempo Play fast/faster</p>
<p>Body Percussion</p> 	<p>Djembe Fola (drum leader)</p> 	 <p>Dynamics Play quietly</p>	 <p>Dynamics Play loudly</p>
<p>Improvise (make it up as you go along!)</p>	<p>Graphic score</p> 	<p>Rest (silence)</p> 	<p>Rhythm</p> 
<p>Djun Djun</p> 	<p>Dance</p> 	<p>Bass Tone</p> 	<p>Soundscape</p> 

PSD




Feelings


worried



happy




angry



excited



sad




calm



shocked




surprised




upset




bored




anxious




included




alone



quiet



loud



PSD



Triggers

push



tired




not winning



waiting



hungry



loud noise



game not working



mistakes




PSD



How my body reacts to feelings

dizzy



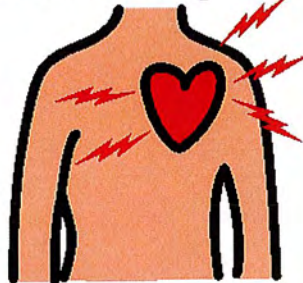
feel like crying




shaky



heart beating fast



hot



clench fist



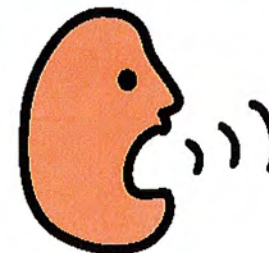
headache



breathing fast



voice getting louder




PSD



I keep myself calm by...

reading



listening to music



walking



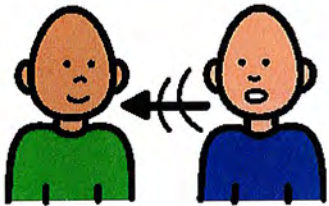
having a snack




having a drink



talking to someone



colouring



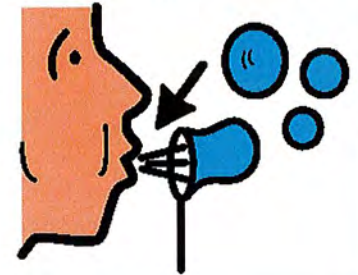
drawing



playing with lego



blowing bubbles



crunching ice



doing yoga



fidget toy



sitting on a gym ball



sitting on a beanbag





Hinduism

Map of India



Indian Flag




sari



cool clothes



hot



Brahma



Shiva



Vishnu



karma



Ganesh



reincarnation



Aum



Diwali



Rama and Sita



Rangoli





Experiment on Xylem tissues: Method

1. Use the measuring cylinder to measure 100ml of water.



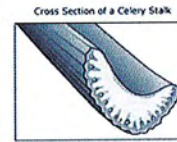
2. Pour the water into the beaker



3. Measure 15cm of celery plant (stem) and cut it out.



4. Observe the celery where it was cut.



5. Add a few drops of food colouring to the water.



6. Put the celery plant into the beaker.



7. Place on the window sill until the next lesson.

8. Take out the celery plant and cut about 5cm from the bottom



9. Record your observations



10. What are your observations?

